

Sea-Tow 35



3500 DWT Project Cargo Barge



General Information

Yard	Ship Constructors Ltd, Whangarei
Built	1990
Port of Registry, Flag	Avatiu, Cook Islands
Official Number	1321

Towing Equipment

Towing Bridle	76mm studlink chain
Emergency Tow Wire	48mm dia. x 85m
2x Winch/Windlass	Fore & Aft, 10 mt line pull

RoRo Features

Removable Aft Bulwarks, doors and winch for RoRo
Stern Ramp Rail
Removable Ramps

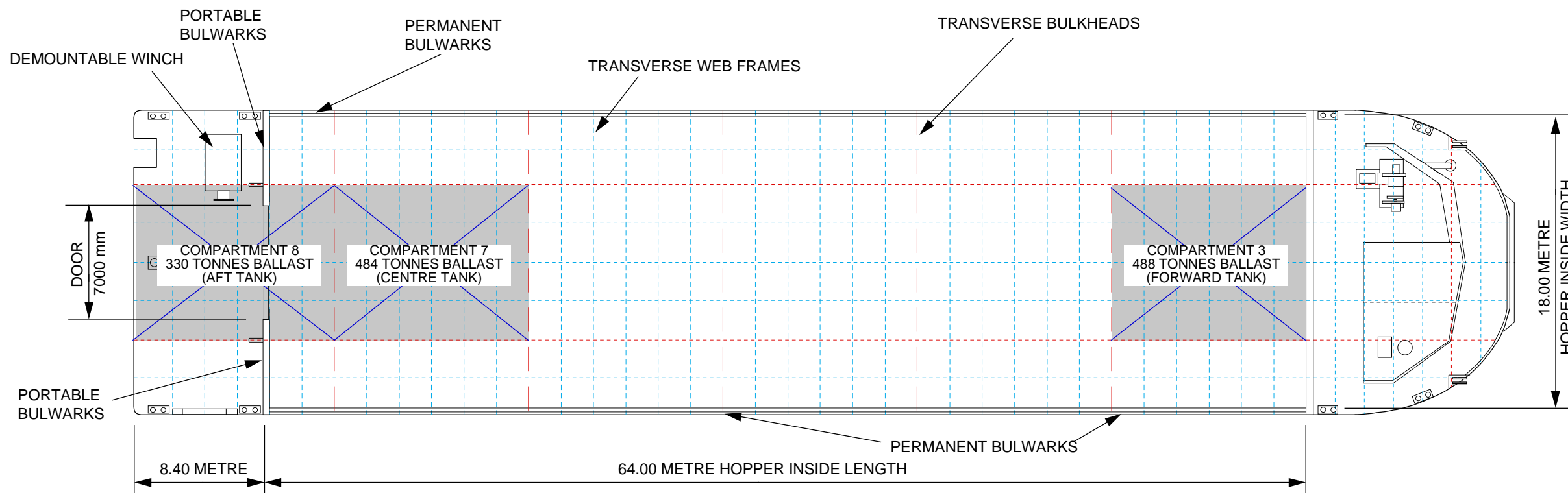
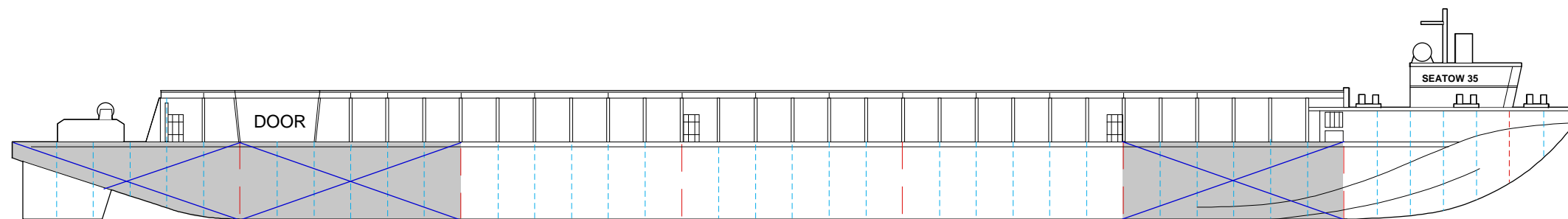
Dimensions

Length Overall	85.00 m
Beam, Moulded	18.80 m
Max Operating Draft	3.4 m
Draft Lightship	0.94 m
Deck Dimensions	72 m x 18 m
Cubic Capacity	2764 m ³
Deck Loading	12.5 mt/m ²
Side Walls	4.8 m
DWT	3544 mt
GRT	1721 mt

PB Towage

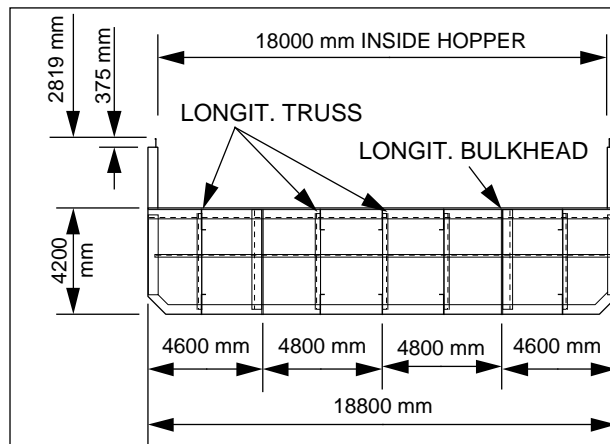
7/F, Hutchison House, 10 Harcourt Road, Central, Hong Kong.

Tel: (+852) 2233 7000 E-mail: pbtowage@pacificbasin.com Website: www.pbtowage.com



SEA-TOW 35 - PRINCIPAL PARTICULARS

LENGTH O.A MLD	85.00 METRES
LENGTH B.P.	83.20 METRES
BEAM MLD	18.80 METRES
DEPTH MLD	4.20 METRES
DISPLACEMENT LIGHTSHIP	1124 TONNES
DEADWEIGHT SUMMER LL	3227 TONNES
DISPLACEMENT SUMMER LL	4351 TONNES
DEADWEIGHT COASTAL	3544 TONNES
DISPLACEMENT COASTAL	4668 TONNES
LIGHT DRAFT	0.94 METRES



DECK LOADING PARTICULARS

UNIFORMLY DISTRIBUTED LOAD	12.5 TONNES/SQ. METRE
1 METRE SQUARE STOOL ANYWHERE	26 TONNES
1 METRE SQUARE STOOL ON CENTRE SPAN OF TRANSVERSE WEB FRAME	45 TONNES
1 METRE SQUARE STOOL ON TRANSVERSE BULKHEAD	96 TONNES
1 METRE SQUARE STOOL ON LONGITUDINAL TRUSS	60 TONNES
1 METRE SQUARE STOOL ON LONGITUDINAL BULKHEAD	45 TONNES


FOR SPECIFIC LOADCASES NOT COVERED ABOVE, CONTACT PB SEA-TOW LTD.

REFERENCE DRAWINGS

NOTES

REV No.		BY	DATES
D	WAS ST17 - PB ADDED	LT	04/11/08
C	BALLAST TANKS ADDED	LT	10/08/05
B	HUNGRY BOARD ADDED	LT	20/03/02
A	ISSUED FOR COMMENT	LT	26/01/01
SCALES		DESIGN: - L TALBOT	JAN 01
1:300		DRAWN: - L.D.T	JAN 01
		CHECK: -	-

We reserve all rights in this document and in the information contained therein. Reproduction, disclosure to third parties without express authority, or use for any unauthorised purpose is strictly forbidden and will result in legal action. © L & A TALBOT SERVICES LTD.



PB Sea-Tow

TSL
TALBOT SERVICES
P.O. BOX 33
MANGAWHAI 0540
NORTHLAND
NEW ZEALAND
Phone: (09) 431 5066
Mobile: 0274 926 371
Fax: (09) 431 5044
email: l.talbot@xtra.co.nz

L & A Talbot Services Ltd

TITLE
**SEA-TOW 35
TECHNICAL DETAILS**

DRAWING No.	REV
1569/D3/125	D

